



SCHOOL ATHLETICS EQUITY ACT (2011)

An Update to the Board of Education

Terry Romano

LCPS Title IX Coordinator

Sept. 20, 2011





Equity Act Implementation – *Update*



- Just completed data collection for 2010/11 school year
 - Enrollment for school & athletic participants (male and female) and ratios
- Met with booster clubs and coaches regarding gender equity and compliance with Title IX
- Hosted and attended regional meeting where NMAA discussion took place

+ Three-Pronged Approach to Compliance - Prong #1

- # 1: Athletic participation opportunities for males and females are **substantially proportionate** to their respective enrollments.
- # 2: The school had a history and continuing practice of expanding athletic participation opportunities for the under-represented gender.
- # 3: The school has fully and effectively accommodated the interests and abilities of the under-represented gender.





School Athletics Equity Act Report – Prong #1

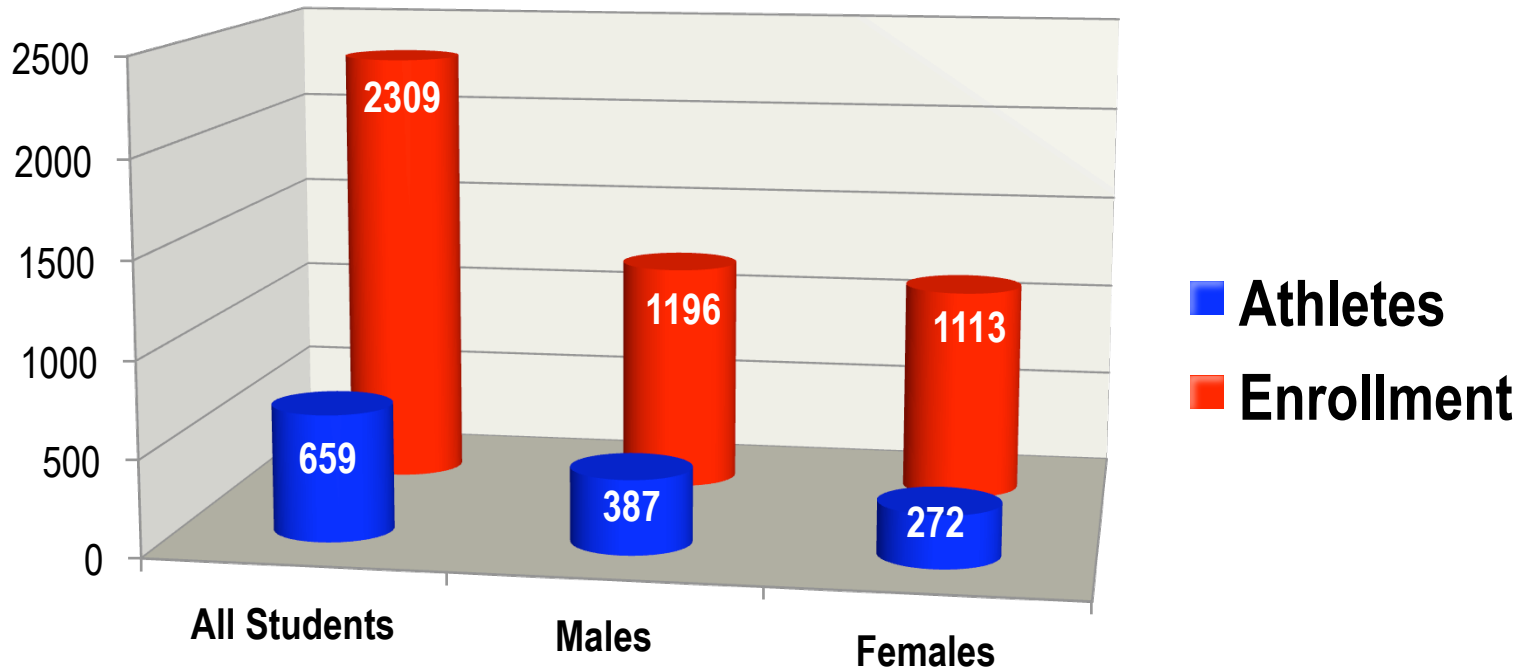



- Assurance form report mandated by state for all districts
- LCPS submitted by due date: Aug. 31
- Report includes baseline data 2010/11
 - Includes 8th grade athletics and all high school athletics



LAS CRUCES HIGH SCHOOL

- 659 athletic participants (some students participate in more than one sport)
- RATIO Enrollment- Males 52% : Females 48%
- RATIO Athletes- Males 59% : Females 41%

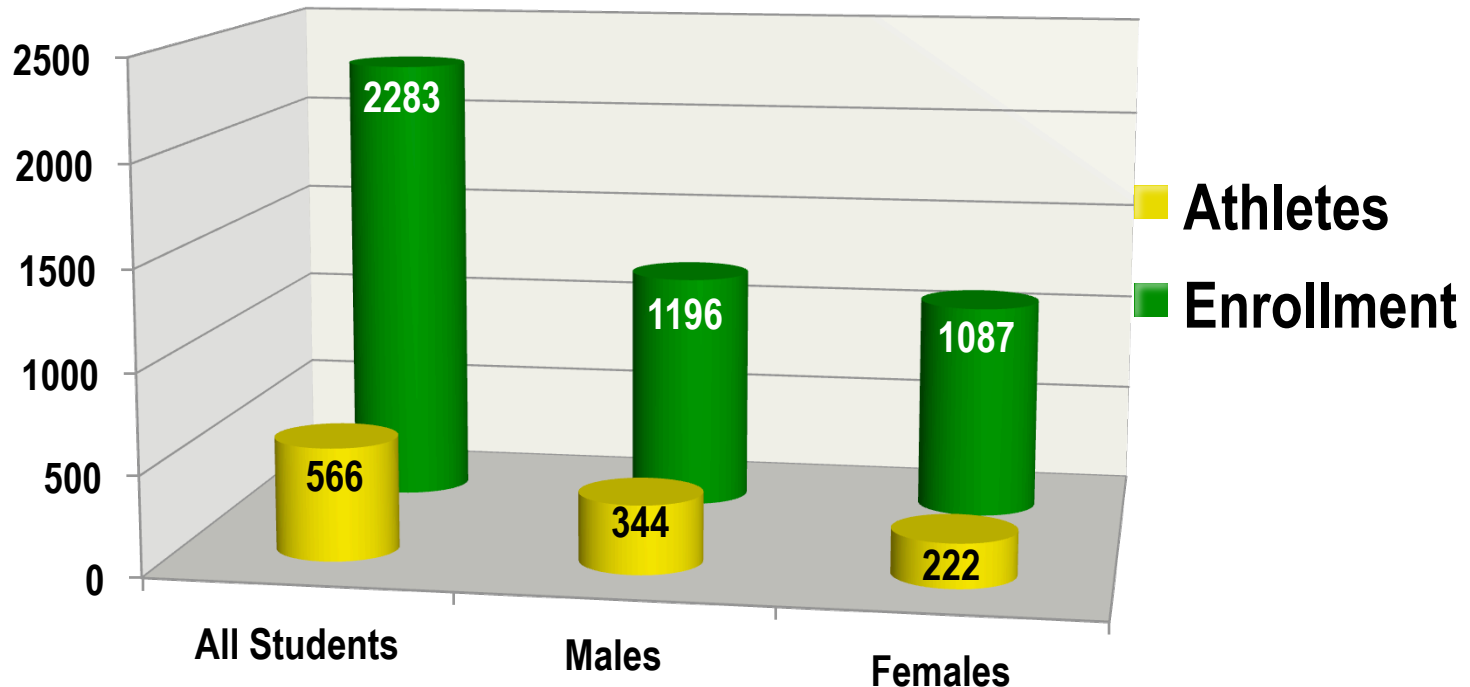




MAYFIELD HIGH SCHOOL

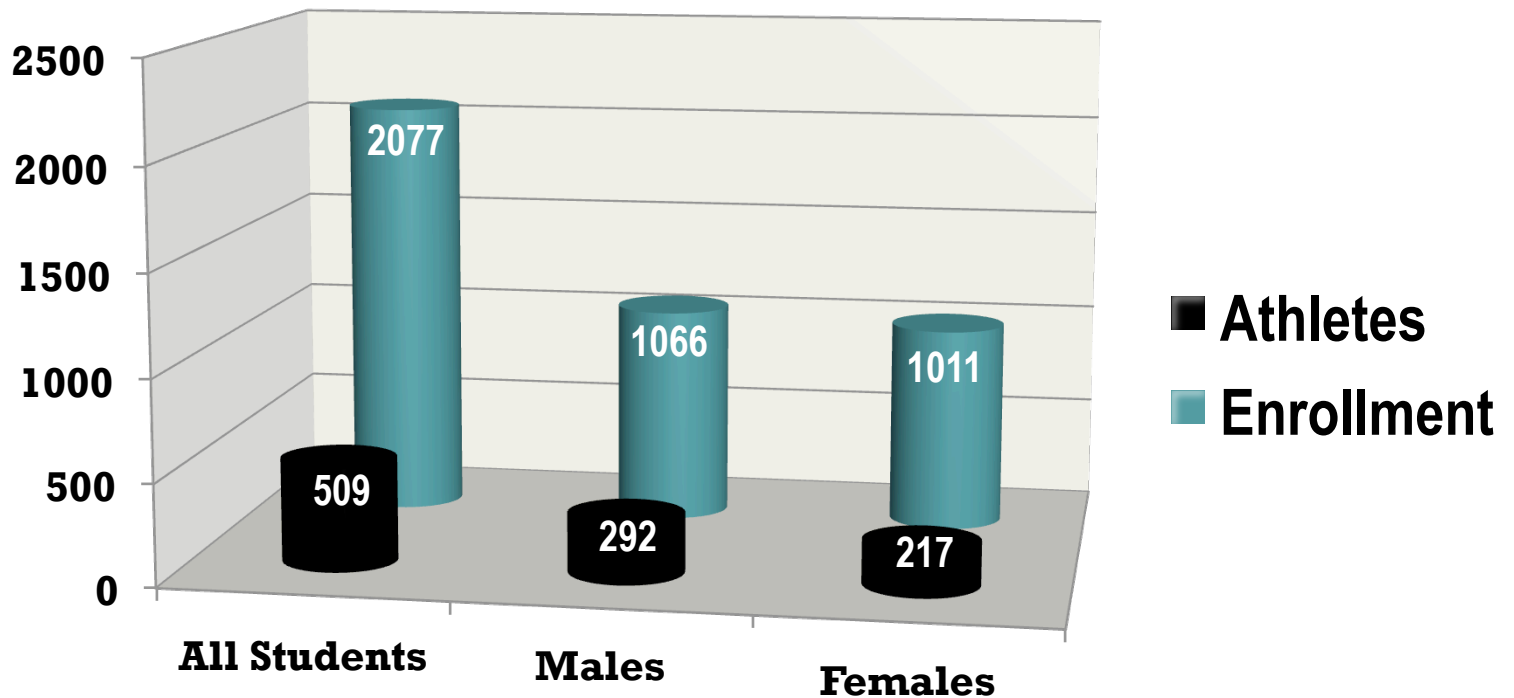


- 566 athletic participants (some students participate in more than one sport)
- **RATIO Enrollment-** Males 52% : Females 48%
- **RATIO Athletes-** Males 61% : Females 39%



+ ONATE HIGH SCHOOL

- 509 athletic participants (some students participate in more than one sport)
- RATIO Enrollment- Males 51% : Females 49%
- RATIO Athletes- Males 57% : Females 43%



+ MIDDLE SCHOOLS DATA_s



- Each middle schools' data was also provided in the report
- The middle school data also provides the high schools with a early number of how many students who will be moving up to high schools
- Available to anyone in the public - www.lcps.k12.nm.us/Departments/titleix/

+ MIDDLE SCHOOLS DATA- *Snapshot*



Athletic Participation Ratios

Middle School	Males	Females
Camino Real	58%	42%
Lynn	63%	37%
Picacho	54%	46%
Sierra	49%	51%
Vista	46%	54%
White Sands	31%	69%
Zia	52%	48%

+ Three-Pronged Approach to Compliance - Prongs #2-#3

- # 1: Athletic participation opportunities for males and females are substantially proportionate to their respective enrollments.
- # 2: The school had a history and continuing practice of **expanding athletic participation** opportunities for the under-represented gender.
- # 3: The school has fully and effectively **accommodated the interests** and abilities of the under-represented gender.



+ Compliance - Next Steps



- LCPS is expanding girls' softball opportunities by recruiting girls for softball C teams
- LCPS will post an online interest survey to determine areas of interest for athletic participation.
 - Survey will be given to 9th and 10th grade girls in December 2011



Questions